

Vertiv™ NetSure™ DC Distribution Panels



Key Features

- **High current output**
 - 80A up to 600A
- **Flexible output options**
 - Single load or A & B output options
- **Compact panels**
 - 19"W or 23"W with adapters
- **Ease of installation**
 - Front or rear accessible terminals for attaching load conductors
- **Isolated Form-C alarm output**
- Ideal for stand-alone applications or adding supplemental DC distribution to existing Vertiv™ NetSure™ solutions

Compact panels reduce rack footprint while providing numerous distribution points.

Product Overview

DC distribution panels for Vertiv™ NetSure™ systems are designed to provide overcurrent protection for multiple small loads. Panels accept either fuses from 1A to 20A or load breakers up to 150A. Options include up to (36) GMT fuses or up to (4) load breakers and (12) GMT fuses. The fuses plug into one of the mounting positions on the front panel.

Each position has a localized return landing. An isolated Form-C alarm output is available on each panel as well as a resistive battery alarm output. Any panel can be mounted in a 19" or 23" relay rack, wall mounted, or flush mounted.

Application

NetSure™ distribution panels are ideal for installations where overcurrent protection or separation of load circuits is required on the output of a rectifier or converter. Panels can be pre-installed in NetSure DC power systems from Vertiv or purchased as a stand-alone item.

Additional information

For additional specification, engineering or installation information, use specification number 520406, 545277, 545700, 548066, 548067, 562579, 563171 or 563317.



562579



563171



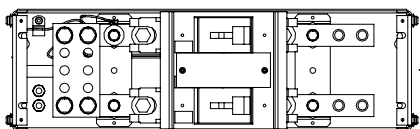
563317

Distribution Panel Specifications

Vertiv™ Part Number	Input Voltage	Output Rating	Size (WXHXD)	Weight (LBS)	Mounting	No. of Breaker/ Fuse Positions	Breaker/ Fuse Ranges	Operating Temperature
520406	+24V or -48V	600A	19" x 3U x 6.8"	13	19" or 23", wall mount, 6" projection	1, 2, or 3 Breaker	Breakers (100-250)	-40°C to +40°C (-40°F to +104°F)
545277	+24V or -48V	600A	23" x 6U x 6.5"	16	Wall Mtg or 23"	(20) Fuse or Breaker	Breakers (1-250), Fuses (3-100)	-40°C to +70°C (-40°F to +158°F)
545700	+24V or -48V	80A (40 per side)	19" x 1U x 10"	8	19" or 23", 5" projection	(20) GMT Fuses	Fuses (0-15)	-40°C to +65°C (-40°F to +149°F)
548066	-48V	400A	19" x 4U x 12.5"	28	19", 5" projection	(19) Fuse or Breaker	Breakers (1-250), Fuses (3-100)	-40°C to +65°C (-40°F to +149°F)
548067	-48V	400A	23" x 4U x 12.5"	30	23", 5" projection"	(24) Fuse or Breaker	Breakers (1-250), Fuses (3-100)	-40°C to +65°C (-40°F to +149°F)
562579	-48V	150A	19" x 1U x 10"	13	19" or 23", 1", 5" projection	(12) GMT Fuse, (4) Load Breaker	Breakers (1-150), Fuses (0-15)	-40°C to +65°C (-40°F to +149°F)
563171	-48V	150A	19" x 1U x 10"	12	19" or 23", 1", 5" projection	(36) GMT Fuses	Fuses (0-15)	-40°C to +65°C (-40°F to +149°F)
563317	+24V or -48V	200A	19" x 1U x 10"	7	19" or 23", Flush or 5" projection	(20) GMT Fuses	Fuses (0-20)	-40°C to +65°C (-40°F to +149°F)

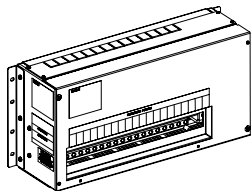
Distribution Panels

520406 Circuit Breaker Assembly



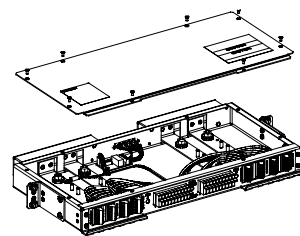
Accepts up to (2) separately ordered GJ-type circuit breakers, as well as a third circuit breaker if an accessory circuit breaker mounting kit is ordered and installed. This assembly is designed for wall mounting. Furnished brackets permit mounting in either a 19" or 23" relay rack.

545277 24V or 48V DC Distribution Panel Assembly



Accepts up to (20) bullet nose-type circuit breakers or TPS/TLS type fuses in bullet nose fuse holders. Designed for mounting on a wall or in a 23" relay rack. Maximum current rating is 600 amperes. Panel is UL Listed for use in DC power distribution centers for communications equipment.

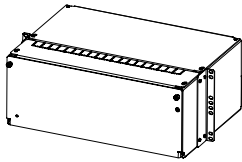
545700 48V DC GMT Distribution Fuse Panel Assembly



Accepts up to (20) separately ordered GMT fuses. May be connected for single load distribution or dual (A and B side) load distribution. Designed for mounting in a 19" or 23" relay rack. Includes an external fuse alarm circuit card which provides resistive battery and Form-C relay contacts for external alarm circuits.

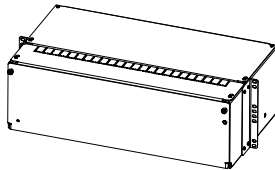
Distribution Panels (continued)

548066 48V DC Distribution Cabinet Assembly



Accepts up to (19) TPS/TLS-type fuses (3 to 100A) or bullet nose type circuit breakers (1 to 250A). Designed for mounting in a 19" relay rack.

548067 48V DC Distribution Cabinet Assembly



Accepts up to (24) TPS/TLS-type fuses (3 to 100A) or bullet nose type circuit breakers (1 to 250A). Designed for mounting in a 23" relay rack.

562579 48V DC Distribution Panel Assembly



Accepts up to (12) GMT fuse load positions and (4) bullet nose-type circuit breaker load positions. Designed for mounting in a 19" relay rack. UL Recognized for use in DC power distribution centers for communications equipment. Includes an external fuse alarm circuit card which provides resistive battery and Form-C relay contacts to external CBA/FA alarms. Relay contacts rated for 30 VDC @ 2 A.

563171 48V DC Distribution Panel Assembly



Accepts up to (36) GMT fuse load positions. Designed for mounting in a 19" relay rack. UL Recognized for use in DC power distribution centers for communications equipment. Includes an external fuse alarm circuit card which provides resistive battery and Form-C relay contacts to external CBA/FA alarms. Relay contacts rated for 30 VDC @ 2 A.

563317 48V DC Distribution Panel Assembly



19" panel accepts up to (20) fuse load positions. 19" and 23" relay rack mounting options available. Offers dual (Side A and Side B) load distribution. Includes:

- Local alarm/status indicators (Feed A Power, Feed B Power, Feed A FA, Feed B FA, Major, and Minor)
- Alarm relay contacts (Major, Minor, A Power Fail, B Power Fail, and FA) for connection to external alarms
- Resistive battery (+24 Batt FA and -48 Batt FA) for connection to external alarms.

Bullet Nose Circuit Breakers

Ampere Rating	Number of Poles	Mounting Positions Required	Electrical Trip ¹ (White Handle)	Electrical Mechanical Trip ² (Black Handle)
1	1	1	102272	101596
3	1	1	102273	101597
5	1	1	102274	101598
10	1	1	102275	101599
15	1	1	102276	101600
20	1	1	102277	101601
25	1	1	102278	101602
30	1	1	102279	101603
40	1	1	102280	101604
45	1	1	121998	121997
50	1	1	102282	101606
60	1	1	102283	101607
70	1	1	102284	101608
75	1	1	102285	101509
80	1	1	102285	121995
90	1	1	138887	138888
100	1	1	102286	101610
125	2	2	516991	516838
150	2	2	516993	516839

Circuit Breaker Alarm Operation:

- 1 Provides an alarm during an electrical trip condition only.
- 2 Provides an alarm during an electrical or manual trip condition.

NOTE: Electrical Trip only circuit breakers are not typically used for battery disconnect circuit breakers.

Fuses

Part Number	Ampere Rating	Fuse Color
248610301	18/100 GMT -A	-
248610200	1/4	Violet
248610300	1/2	Red
248610500	3/4	Brown
248610700	1-1/3	White
248610800	2	Orange
248610900	3	Blue
248611000	5	Green
248611300	7-1/2	Black-White
248611200	10	Red-White
248611500	15	Red-Blue
248872600	Replacement Dummy Fuse	Replacement Dummy Fuse
102774	Replacement Safety Fuse Cover	Replacement Safety Fuse Cover

Fuses for 563317 Distribution Panel

Part Number	Ampere Rating	Fuse Color
150567	0.18A	Yellow
150568	0.20A	Black
150569	0.25A	Violet
150570	0.375A	White
150571	0.50A	Red
150572	0.65A	Black
150573	0.75A	Brown
150574	0A	Gray
150575	1.33A	White
150576	1.5A	Yellow
150586	2.0A	Orange
150587	2.5A	Orange
150588	3.0A	Blue
150589	3.5A	Blue
150590	4.0A	Brown
150591	5.0A	Green
150592	7.5A	White
150593	10.0A	White
150594	12A	Yellow
150595	15A	Blue
150596	20A	White

Vertiv.com | Vertiv Headquarters, 1050 Dearborn Drive, Columbus, OH, 43085, USA

© 2020 Vertiv Group Corp. All rights reserved. Vertiv™ and the Vertiv logo are trademarks or registered trademarks of Vertiv Group Corp. All other names and logos referred to are trade names, trademarks or registered trademarks of their respective owners. While every precaution has been taken to ensure accuracy and completeness here, Vertiv Group Corp. assumes no responsibility, and disclaims all liability, for damages resulting from use of this information or for any errors or omissions. Specifications, rebates and other promotional offers are subject to change at Vertiv's sole discretion upon notice.