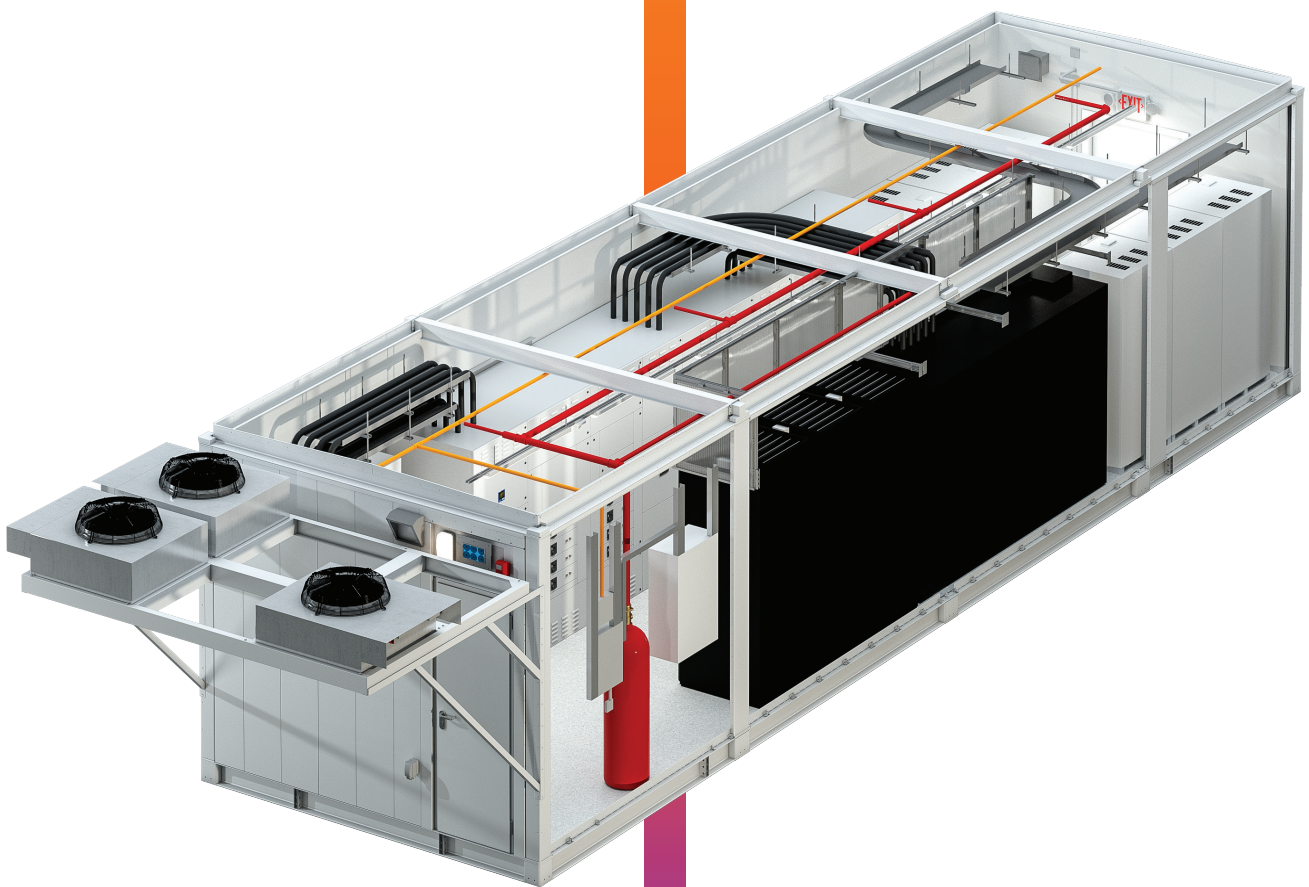




Vertiv™ Power Module 1000/1200

1000/1200 kVA/kW packaged
power infrastructure in a "plug
and play" enclosure





Vertiv Power Module 1000/1200 exterior view

Vertiv Power Module 1000/1200 enables you to deploy isolated, power-dense, critical infrastructure capacity just in time to meet your business demands.


Highlights

- High power density built around market-leading Liebert® UPS technology
- Energy efficient operation with airflow containment to ensure optimal equipment conditions
- Rapid deployment with limited site work enabling nearly “plug and play” functionality
- Simple, hot scalability of your site’s power capacity by simply adding more Vertiv Power Modules

For larger sites, bringing infrastructure online as soon as possible offers the largest ROI – enabling you to deliver capacity when and where it is needed. Often, this requires challenging scheduling and sequencing of skilled technicians from different disciplines, who often can’t work in parallel – meaning that small project delays from one trade can snowball into big project delays.

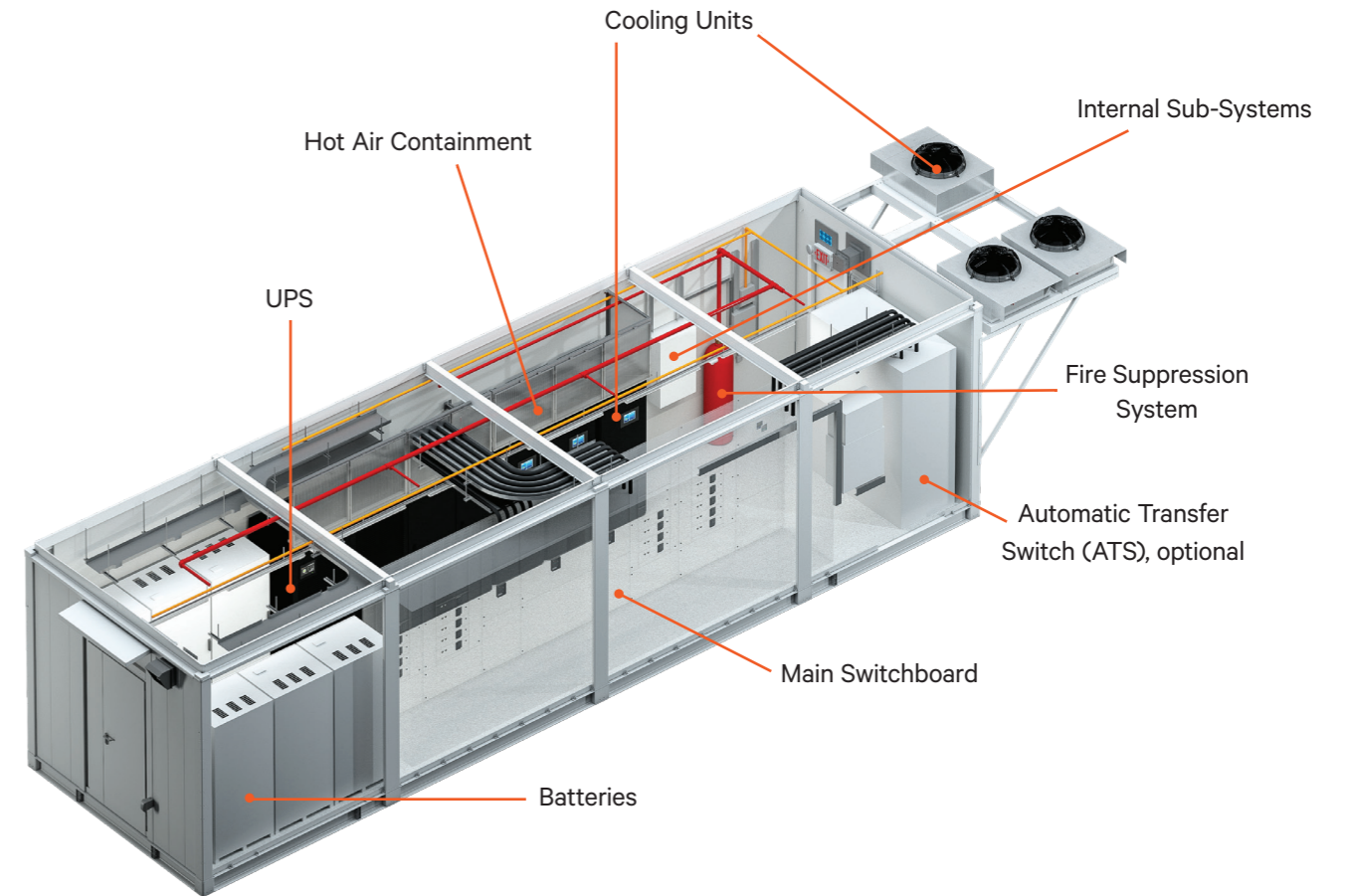
What if you could deploy critical power infrastructure in a pre-packaged way that made it independent from other construction activities?

With the Vertiv Power Module, you can rapidly construct redundant blocks of 1000 or 1200 kVA/kW critical power infrastructure for your new or existing facility, allowing you to focus on the sensitive areas of the facility that require the most attention and management. And the Vertiv Power Module can be used in a site architecture that is hot scalable – meaning you can add capacity to the site by simply adding additional units, without taking the critical loads offline.



Vertiv Power Module 1000/1200 top view

Component Overview of Vertiv™ Power Module 1000/1200



Vertiv Power Module leverages core Vertiv Critical Power and Thermal Management technologies to deliver a simple, yet robust design that grows with your needs at the most critical locations. Vertiv Power Module incorporates:

- Liebert® EXL S1 UPS offering industry-leading power density and proven reliability
- Multiple switchboard configurations offering distribution options for both critical (UPS-protected) and non-critical downstream loads
- Flexible incoming and outgoing power connections, overhead or underfloor, that can match the site architecture you choose

- Integral energy storage with VRLA batteries
- Redundant Liebert thermal management units with air containment – ensuring optimal operating conditions for all subsystems, even in the event of utility power loss
- Clean agent fire suppression to reliably protect assets in the event of a fire

All subsystems are factory installed into a secure, weatherproof, and transportable enclosure.

The enclosure simplifies and drastically shortens the on-site time required to install and startup, and reduces the potential for risk, quality, or schedule delays. The entire Vertiv Power Module and its subsystems are designed to minimize additional work required at the site – from arrival on-site to startup and commissioning in days instead of months.

Capacity & Installation Flexibility




Power Module

- Single module represents a N redundant system
- 1 x UPS - 1000/1200kVA
- Max Battery runtime 5 min @1000kW EOL
- Individual Transformer & Generator inputs
- UPS and Mechanical/Non-Critical load outputs

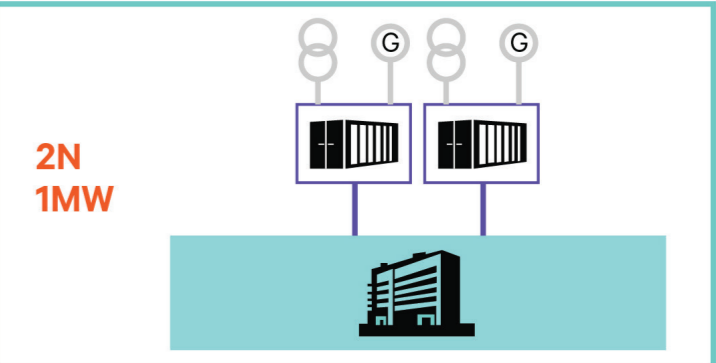
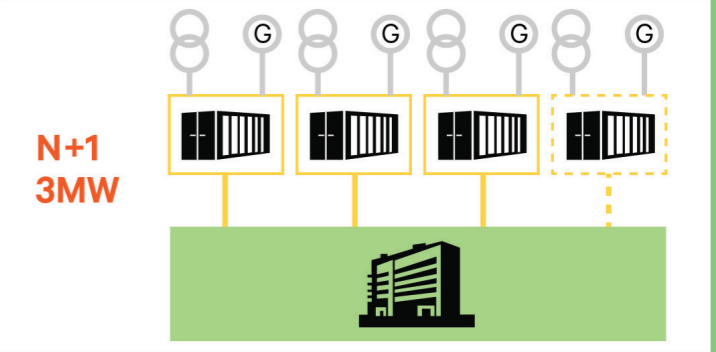


Customer Facility

- Maximized floor space for revenue generating equipment
- Multi module configuration allows for various site power topologies based on customer requirements (2N, N+1)
- Scalability - Modules can be added based on initial power requirements and future expansion plans



Example Topologies





Vertiv Power Module 1000/1200 interior

Power Module 1000/1200 Technical Specifications

REFERENCE DESIGN	Power Module 1000	Power Module 1200
Enclosure External Dimensions		
Enclosure Length (*with externally-mounted condensers)	42 ft standard (45 ft with Liebert® battery cabinets)	
Overall Length	52 ft standard (55 ft with Liebert battery cabinets)	
Enclosure Width	12 ft standard (13 ft high-seismic regions)	
Enclosure Height	12 ft	
Estimated Transportation Weight	up to 95,000 lbs (43,000 kgs)	
Input AC Parameters		
Region	North America	
Voltage / Frequency	480-3ph / 60Hz	
UPS		
UPS Type	Liebert EXL S1	
UPS Rating	1000kVA	1200kVA
UPS Active Power	1000kW@ p.f.1	1200kW@ p.f.1
Battery		
Battery Type	VRLA	
Maximum Number of Battery Cabinets	6	
Battery Backup	5 min @ 1000kW, EOL	
Cooling		
Cooling Unit Model	Liebert PDX029	
Number of Cooling Units	3	
Cooling Unit Redundancy	N+1	
Exterior Ambient Operating Range	-35°C to +40°C	
Fire Detection and Suppression		
Fire Detection System	Conventional	
Fire Suppression System	HFC-227A (FM-200)	
Very Early Smoke Detection System	Optional, via aspirating detection system	
Electrical Distribution		
Main Switch Board Rating	2500A, 3W + GND	3000A, 3W + GND
Rated Operational Voltage (Ue)	480V/60Hz	
Short-circuit Rating	65kA	
Enclosure Type	NEMA 1	
Automatic Transfer Switch	Dedicated ATS / Breaker Based (optional)	
External Critical (UPS-Protected) Load Distribution Points		
Bulk Feed	1x1400A	1x1600A
Semi - Bulk Feed	2x700A	2x800A
Distributed Feed	2x(2x400A + 3x250A)	
Cooling & Non-Critical Load Distribution Points		
Bulk Feed	1x1400A + 1x(2x400A + 2x250A)	
Semi - Bulk Feed	2x700A + 1x(2x400A + 2x250A)	
Distributed Feed	1x(2x400A + 3x250A) + 1x(2x400A + 2x250A)	

